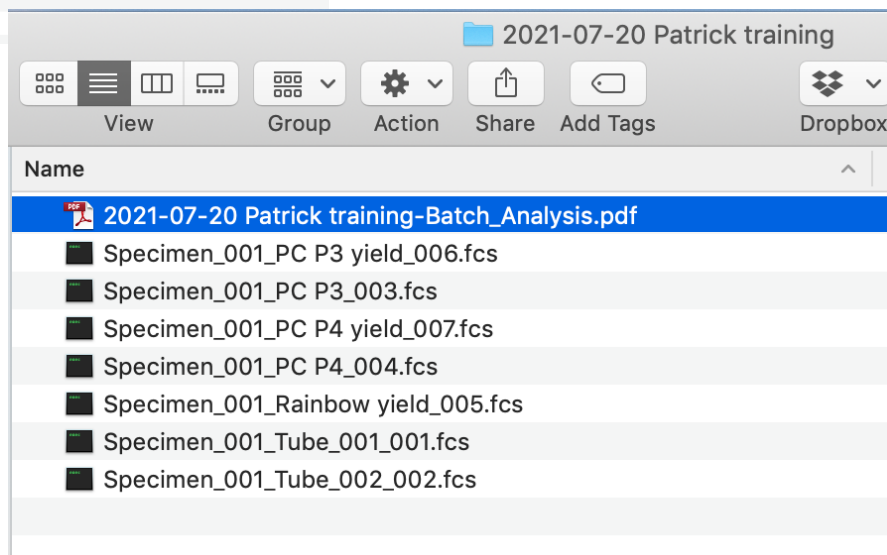
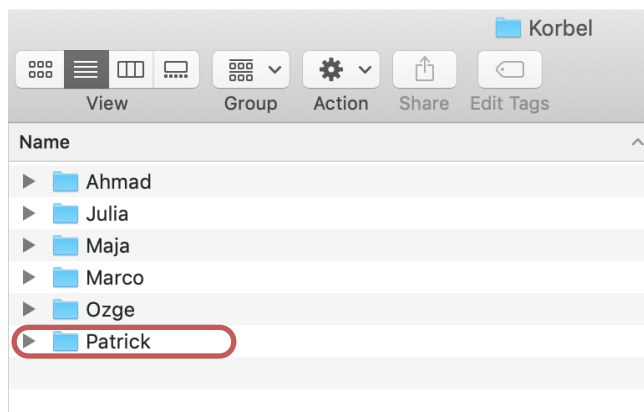
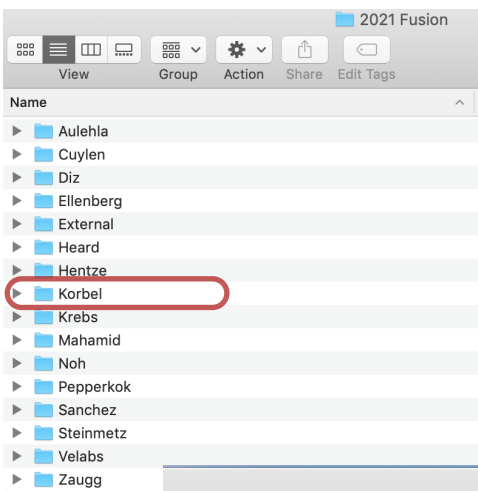
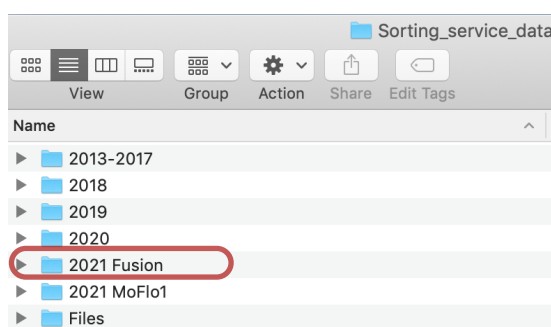
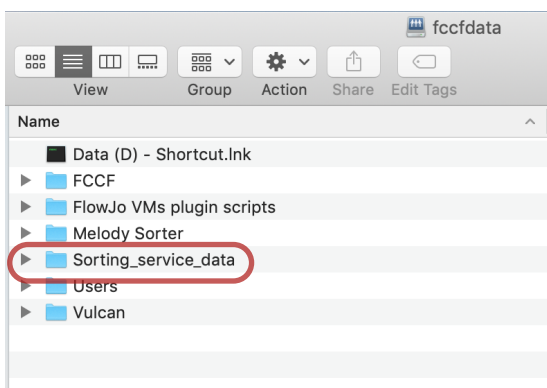


Retrieving data from your sorting

After your sorting is done, the FCCF staff will transfer the data to the following location:

FCCF-data server > Sorting_service > Instrument name + year folder > Your group leader folder > Folder with your name.



There you will find 2 type of files:

FCS files: raw data devoid of gates and stats. You will need a a third party software like FlowJo to open these files.

PDF files: Containing the gating strategy used to sort your cells. Use this information to recreate the gates used in your sorting when analysing the fcs files.

You can access the FCCF server on your PC or Mac using the following addresses and your regular EMBL login details:

PC: <\\fccfdata.embl.de\fccfdata>

Mac: <cifs://fccfdata.embl.de/fccfdata>

*Please note that data storage on the fccf data server is only possible for a short period of time. All files will be automatically deleted after one month.

Users are fully responsible to back-up their own data.